

Google Meet app

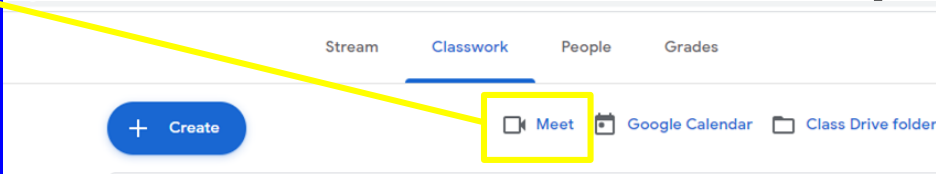
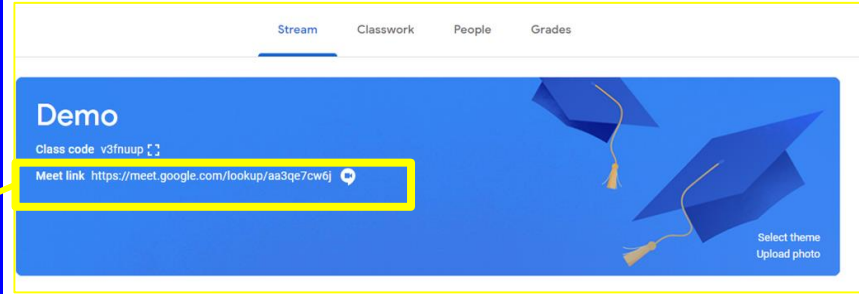
If you are using a phone or tablet to access Google Meet then please download the Meet app. It is available (free) in all app stores.



Joining Google Meet From a Laptop

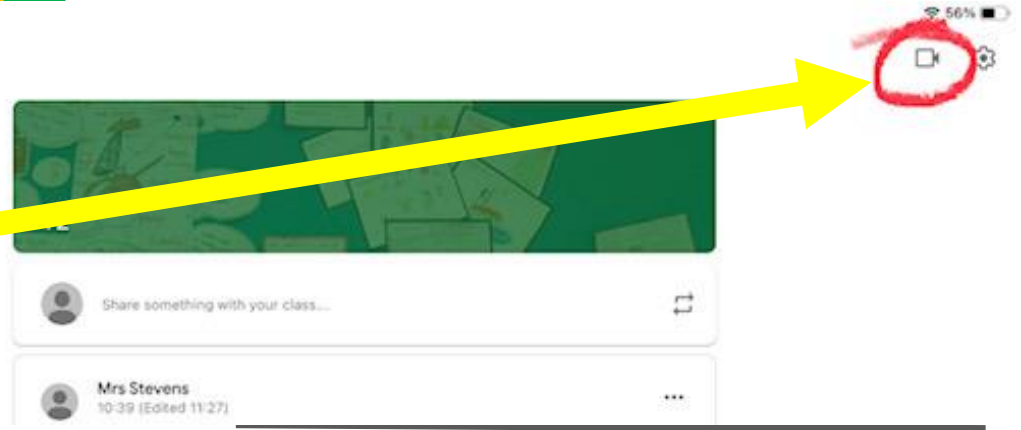
1. Open google chrome
2. Go to classroom.google.com.
3. Click on the correct class.
4. Choose an option:
On the Stream page, at the top, click the Meet link.
On the Classwork page, at the top, click Meet .

1. In Meet, at the top, make sure you're signed in with your school account. To switch accounts, click Switch accounts.
2. To join the class video meeting, click Join now.
3. To allow Meet to use your camera and microphone, click Allow.



Joining Google Meet from a Tablet or Mobile

1. Open the Classroom app
2. Click on the correct class
3. Click on the camera icon at the top of the page



Google meet functions



Mute and unmute

Leave the meeting

Turn your camera off



Raise hand

Raise your hand



Turn on captions

Turn on captions

Troubleshooting

If you have any issues, please email Mrs Coultart
rcoultart@stnicholas120.herts.sch.uk
and she will help you as soon as possible.